



# Model: S10-AC

S-SERIES, 10inch SURFACE MOUNT – AC<sub>input</sub>  
 ENERGY STAR® Certified LED Downlight  
 Low Profile, Fully Integrated LED Light Fixture

Item Code	Type
Project	
Comments	Date
Prepared by	

## SPECIFICATIONS & FEATURES

**WHERE TO USE** – Interior or exterior under covered surface, new construction and/or retro-fit installations where surface mount or recessed lighting is required. Install in RM, NC, IC, ICAT & Fire Rated applications.

**TYPICAL APPLICATIONS** – Commercial, hospitality, residential, and industrial locations where general illumination is required. Use in breezeways, corridors, offices, hotels, conference rooms, kitchens, multi-family, garages & more.

**DESIGN & CONSTRUCTION** – Patented low profile planer design utilizing Light Forward Heat Forward thermal management. 100% aluminum with 40% recycled content. Fixture is >90% recyclable. Durable powder coated finish.

**MOUNTING/INSTALLATION** – *New Construction:* mounts directly into any 2-1/8" deep, 4" Octagonal JBox or 1900-4S JBox. *Refit:* mounts directly into any 4" or larger recessed fixture with Silescent single or 2-piece mount kit.

**CEILING THICKNESS** – Up to 3 inches thick (ceiling depths > 3" available as custom).

**ULTRA LOW PLENUM** – Only requires the depth of installed J-Box.

**ELECTRICAL** – Approved for feed through wiring.

**DIMMING** – Provides both 120VAC Triac/Phase dimming (0.5% - 100% continuous dimming) & Silescent 4-wire digital SimpleNet control. See Silescent Dimming Capabilities and Compatibility chart at [www.silescent.com](http://www.silescent.com).

**LIGHT DISTRIBUTION** – Wide Area Distribution, 170 degrees.

**ADVANCED INTELLIGENT LIGHT ENGINE** – Active thermal feedback monitors both LED & driver to protect against risk of overheating and assuring expected life.

**SERIAL NUMBER CONTROL** – Addresses legacy lighting concerns. Each light Engine is serial number controlled should a fixture need to be repaired or replaced.

**LISTINGS & COMPLIANCE** – ENERGY STAR certified LED Downlight, UL1598 surface mount listed Canada & US (ETL label), wet location under cover ceiling. IP65 & RoHS compliant.

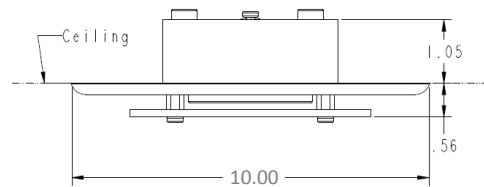
**EXTRA LONG LIFE** – 100,000 operating hours (@ 10 hrs/day is > 27 years)

**WARRANTY** – 5 year limited warranty, both LED and driver. Full warranty details available at [www.silescent.com](http://www.silescent.com)

**MADE IN USA** – Both driver and fixture are designed, engineered and manufactured by Silescent Lighting in Ft. Lauderdale FL (ARRA & NAFTA compliant).



SD3 Optic Shown



## ELECTRICAL DATA

- **Operating Temp:** -40C to +40C
- **Ambient Temp:** <35C
- **Operating Voltage:**
  - **LP3** 103 – 125VAC, 50 / 60 Hz (*continuous dimming*)
  - **HN3/HS3** 103 – 285VAC, 50 / 60 Hz
- **Nominal Voltage:** 120/240/277V (specify)
- **Rated Wattage:** ≤20 watts (*see specified fixture photometrics*)

## OPTIONS

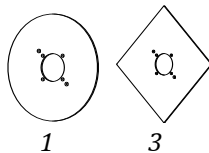
**TRIM RING STYLES** – Round-Flat, Square-Flat.

**FINISH** – Powder Coat Finish Standard. Custom plating & colors available (RAL).

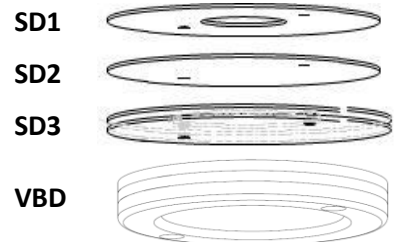
**LAMP TEMPERATURES (CCT)** – 2700, 3000, 3500, 4000 & 5000 Kelvin (CRI>80). 70 & 90 CRI available upon request.

**OPTICS** – Donut diffuser, Solid diffuser, Double diffuser & Vandal bezel. Provides Wide Area Distribution, ~170 degree distribution.

**WATTAGE LEVELS** – Available in 8, 10, 15 & 20watts. Custom wattages or lumen levels available upon request.



## Optic Options:



Sample Number: S101C01LP335SD315w

## ORDERING INFORMATION

Series/Size	Style	Finish/Color	Driver	Color	Optics	Wattage Levels
S10	1	C01	HN3	35	SD3	20w
S10 - 10in Surface	1 - Round/Flat 3 - Square/Flat	C01 - PC-White C08 - PC-Black	LP3 - 120VAC <sub>in</sub> , Triac HN3 - 120/277V, On/OFF HS3 - 120/277VAC <sub>in</sub> , SN	27 - 2700K (80CRI) 30 - 3000K (80CRI) 35 - 3500K (80CRI) 40 - 4000K (80CRI) 50 - 5000K (80CRI)	SD1 - Donut SD2 - Solid SD3 - Dbl Diffuser VBD - Bezel Diffuser	08w - 8 watts 10w - 10 watts 15w - 15 watts 20w - 20 watts

\*All configurations are ENERGY STAR certified.

