



**8 INCH RECESSED CAN LIGHT CONVERSION KIT**  
20watt, 10" Surface Mount Low Profile LED Downlight  
ENERGY STAR® Certified, 120/277VAC<sub>in</sub>, 120 lm/W  
Series: K0820w

**FEATURES & BENEFITS**

This 8 inch Recessed Can Light Conversion Kit is a simple way of upgrading old inefficient recessed can lights to highly efficient, maintenance free LED Lighting. Ideal solution for outdoor under cover or high ceiling down lighting of commercial, hospitality/hotels, retail spaces and many more.

**EASY MOUNTING/INSTALLATION** – This LED Recessed Can Light Conversion Kit mounts directly into any 4" or larger recessed fixture with Silescent can light conversion bracket. Install in RM, IC, ICAT & Fire Rated applications.

**ENERGY EFFICIENT** – This high lumen, low wattage product offers exceptional energy efficient value.

**MAINTENANCE FREE** – Eliminates costly bulb and/or ballast replacements, lens cleaning/replacements due to UV yellowing and is corrosion resistant. Reduces unnecessary landfill & disposal.

**ARCHITECTURALLY PLEASING DESIGN** – The design patented fixture (No.: D604,008) looks outstanding in either the ON or OFF state.

**PLEASING LAMP COLOR** – High CRI value (>80) delivering pure (visible) light spectrum lighting originating from the highest quality COB array's producing the most vibrant of colors.

**WIDE AREA LIGHT DISTRIBUTION** – Wide area distribution provides remarkable light coverage.

**INSTANT ON/OFF** – Designed for instant ON/OFF use.

**SANITARY DESIGN** – This fixture has been designed to eliminate or minimize dust and germ collecting surfaces and allows for easy cleaning (IP65).

**ENVIRONMENTALLY FRIENDLY** – No Hazardous Mercury Content.

**LISTINGS & COMPLIANCE** – ENERGY STAR certified LED Downlight, UL1598 listed Canada & US (ETL label), wet location under cover ceiling, IP65 rated, RoHS compliant.

**THERMAL MANAGEMENT** - Patented (No.'s: 7,810,960 & 8,360,614) HEAT FORWARD/LIGHT FORWARD proprietary technology.

**EXTRA LONG LIFE** – 100,000 operating hours (@ 10 hrs/day is > 27 years)

**WARRANTY** – 5 year limited warranty, both LED and driver. Full warranty details available at [www.silescent.com](http://www.silescent.com)

**MADE IN USA** – Both driver and fixture are designed, engineered and mfr'd by Silescent Lighting in Ft. Lauderdale FL (ARRA & NAFTA compliant).

**SPECIFICATIONS (FIXTURE)**

**TRIM RING STYLE** – 10 inch, Round-Flat

**FINISH** – Standard Powder Coat White Finish.

**INPUT VOLTAGE** – 120/277VAC<sub>in</sub> (Silescent HN3 driver)

**LAMP TEMPERATURES (CCT)** – 4000 Kelvin (CRI>80)

**OPTIC** – Diffuser, Wide Area Distribution.

**WATTAGE** – 20 watts.

**FIXTURE WEIGHT** – 1.0lbs

Standard options available upon request (Finish & CCT). Pricing & lead-times may be affected. Contact Manufacturer.



MADE IN USA

Silescent Lighting Corp. • 1417 S.W. 1<sup>st</sup> Ave. • Ft. Lauderdale, FL 33315 • P: 877.766.8448 • F: 954.206.0071 • [www.silescent.com](http://www.silescent.com) • [info@silescent.com](mailto:info@silescent.com)

May 17, 2016

K03-01

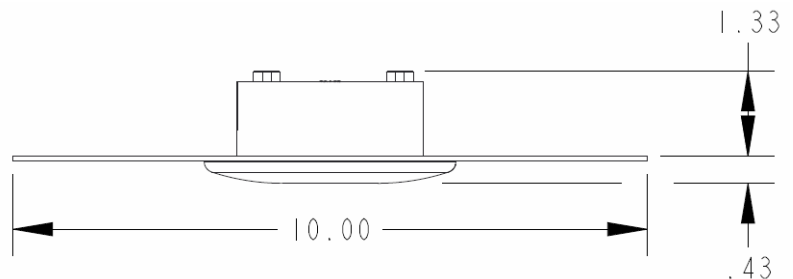


**ELECTRICAL DATA**

- **Operating Temp:** -40°C to +40°C
- **Ambient Temp:** <35°C
- **Nominal Voltage:** 120/277 VAC
- **Operating Voltage:** 103 – 285VAC, 50 / 60 Hz

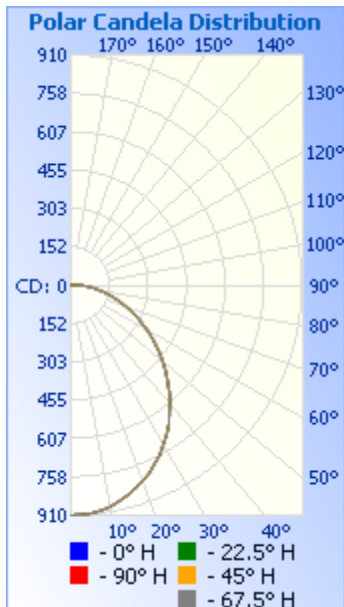
**PERFORMANCE SUMMARY**

- **Lumens:** 2,380 lumens (delivered)
- **Wattage:** 20 watts
- **Efficacy:** 119 lumens/watt
- **CCT:** 4000 Kelvin (>80CRI)
- **IP Rating:** IP65 rated



UPC: 692193788072: Diffuser, 120/277VACin, 4000k, 20.2 Watts, 2412.4 Delivered Lumens, 119.2 Lm/W (measured)

Mfr Item Code: K08104020w



Zonal Lumen Summary			Lumens Per Zone		
Zone	Lumens	% Luminaire	Zone	Lumens	% Total
0-30	683.5	28.4%	0-10	85.4	3.5%
0-40	1,099.5	45.7%	10-20	241.0	10.0%
0-60	1,874.4	77.9%	20-30	357.1	14.8%
60-90	527.5	21.9%	30-40	416.0	17.3%
70-100	258.4	10.7%	40-50	413.8	17.2%
90-120	4.7	0.2%	50-60	361.1	15.0%
0-90	2,401.8	99.8%	60-70	273.7	11.4%
90-180	4.7	0.2%	70-80	172.8	7.2%
0-180	2,406.5	100%	80-90	80.9	3.4%

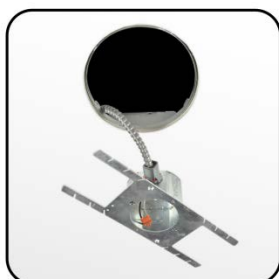
	Illuminance at a Distance	
	Center Beam fc	Beam Width
4.3ft	48.9 fc	10.7 ft
8.7ft	12.0 fc	21.7 ft
13.0ft	5.36 fc	32.5 ft
17.3ft	3.02 fc	43.2 ft
21.7ft	1.92 fc	54.2 ft
26.0ft	1.34 fc	65.0 ft

■ Beam Spread: 102.7°


.ies files available upon request  
(contact manufacturer)  
File: S-HN340DM120w



**Step 1:** Remove old trim and can from ceiling to gain access behind ceiling.



**Step 2:** Attach flexible metal conduit from original fixture to the Silescent Can Light Conversion bracket using provided connector.



**Step 3:** Insert Can Light Conversion bracket into hole and align for easy LED fixture attachment.



**Step 4:** Secure LED fixture using provided fasteners then simply snap on cover to complete installation.

**Kit Includes:**

1. 20w LED Fixture: 4000k, 2,400 delivered lumens
2. 12in Conversion Bracket (IS01-3in, w/3in fixture mounting fasteners)



**Conversion Brackets:**

**IS01-3in Conversion Bracket** (holes ≤9in dia.) included in this kit or

**IS15-3in Conversion Bracket** (holes >9in dia.)



UPC:	692193788072	Type
Project:		
Comments:		Date
Prepared by:		