



6 INCH RECESSED CAN LIGHT CONVERSION KIT

15watt, 8" Surface Mount Low Profile LED Downlight
ENERGY STAR® Certified, 120/277VAC_{in}, 121 lm/W
Series: K0615w

FEATURES & BENEFITS

This 6 inch Recessed Can Light Conversion Kit is a simple way of upgrading old inefficient recessed can lights to highly efficient, maintenance free LED Lighting. Ideal solution for outdoor under cover or high ceiling down lighting of commercial, hospitality/hotels, retail spaces and many more.

EASY MOUNTING/INSTALLATION – This LED Recessed Can Light Conversion Kit mounts directly into any 4" or larger recessed fixture with Silescent can light conversion bracket. Install in RM, IC, ICAT & Fire Rated applications.

ENERGY EFFICIENT – This high lumen, low wattage product offers exceptional energy efficient value.

MAINTENANCE FREE – Eliminates costly bulb and/or ballast replacements, lens cleaning/replacements due to UV yellowing and is corrosion resistant. Reduces unnecessary landfill & disposal.

ARCHITECTURALLY PLEASING DESIGN – The design patented fixture (No.: D604,008) looks outstanding in either the ON or OFF state.

PLEASING LAMP COLOR – High CRI value (>80) delivering pure (visible) light spectrum lighting originating from the highest quality COB array's producing the most vibrant of colors.

WIDE AREA LIGHT DISTRIBUTION – Wide area distribution provides remarkable light coverage.

INSTANT ON/OFF – Designed for instant ON/OFF use.

SANITARY DESIGN – This fixture has been designed to eliminate or minimize dust and germ collecting surfaces and allows for easy cleaning (IP65).

ENVIRONMENTALLY FRIENDLY – No Hazardous Mercury Content.

LISTINGS & COMPLIANCE – ENERGY STAR certified LED Downlight, UL1598 listed Canada & US (ETL label), wet location under cover ceiling, IP65 rated, RoHS compliant.

THERMAL MANAGEMENT - Patented (No.'s: 7,810,960 & 8,360,614) HEAT FORWARD/LIGHT FORWARD proprietary technology.

EXTRA LONG LIFE – 100,000 operating hours (@ 10 hrs/day is > 27 years)

WARRANTY – 5 year limited warranty, both LED and driver. Full warranty details available at www.silescent.com

MADE IN USA – Both driver and fixture are designed, engineered and mfr'd by Silescent Lighting in Ft. Lauderdale FL (ARRA & NAFTA compliant).

SPECIFICATIONS (FIXTURE)

TRIM RING STYLE – 8 inch, Round-Flat

FINISH – Standard Powder Coat White Finish.

INPUT VOLTAGE – 120/277VAC_{in} (Silescent HN3 driver)

LAMP TEMPERATURES (CCT) – 4000 Kelvin (CRI>80)

OPTIC – Diffuser, Wide Area Distribution.

WATTAGE – 15 watts.

FIXTURE WEIGHT – 0.9 lbs

Standard options available upon request (Finish & CCT). Pricing & lead-times may be affected. Contact Manufacturer.



MADE IN USA

Silescent Lighting Corp. • 1417 S.W. 1st Ave. • Ft. Lauderdale, FL 33315 • P: 877.766.8448 • F: 954.206.0071 • www.silescent.com • info@silescent.com

May 17, 2016

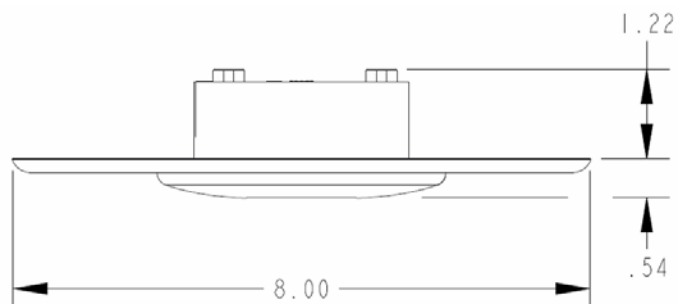


ELECTRICAL DATA

- **Operating Temp:** -40°C to +40°C
- **Ambient Temp:** <35°C
- **Nominal Voltage:** 120/277 VAC
- **Operating Voltage:** 103 – 285VAC, 50 / 60 Hz

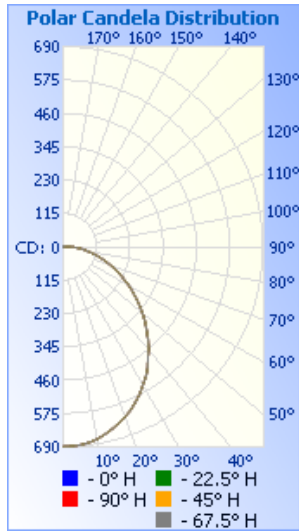
PERFORMANCE SUMMARY

- **Lumens:** 1,821 lumens (delivered)
- **Wattage:** 15 watts
- **Efficacy:** 121 lumens/watt
- **CCT:** 4000 Kelvin (>80CRI)
- **IP Rating:** IP65 rated



K02-01

UPC: 692193788058: Diffuser, 120/277VACin, 4000k, 15 Watts, 1,824.4 Delivered Lumens, 121.4 Lm/W (measured)
 Mfr Item Code: K06084015w



Zonal Lumen Summary			Lumens Per Zone		
Zone	Lumens	% Luminaire	Zone	Lumens	% Total
0-30	517.4	28.4%	0-10	64.7	3.5%
0-40	832.4	45.6%	10-20	182.4	10.0%
0-60	1,419.1	77.8%	20-30	270.3	14.8%
60-90	399.1	21.9%	30-40	315.0	17.3%
70-100	196.0	10.7%	40-50	313.3	17.2%
90-120	4.6	0.3%	50-60	273.5	15.0%
0-90	1,818.2	99.7%	60-70	207.2	11.4%
90-180	6.2	0.3%	70-80	130.6	7.2%
0-180	1,824.4	100%	80-90	61.3	3.4%

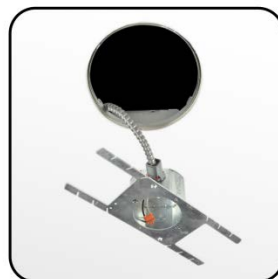
	Illuminance at a Distance	
	Center Beam fc	Beam Width
4.3R	37.0 fc	10.8 ft
8.7R	9.05 fc	21.8 ft
13.0R	4.05 fc	32.5 ft
17.3R	2.29 fc	43.3 ft
21.7R	1.45 fc	54.3 ft
26.0R	1.01 fc	65.0 ft

■ Beam Spread: 102.7°


.ies files available upon request
 (contact manufacturer)
 File: S-HN340DM115w



Step 1: Remove old trim and can from ceiling to gain access behind ceiling.



Step 2: Attach flexible metal conduit from original fixture to the Silescent Can Light Conversion bracket using provided connector.



Step 3: Insert Can Light Conversion bracket into hole and align for easy LED fixture attachment.



Step 4: Secure LED fixture using provided fasteners then simply snap on cover to complete installation.


Kit Includes:

1. 15w LED Fixture: 4000k, 1,821 delivered lumens
2. 12in Conversion Bracket (IS01-3in, w/3in fixture mounting fasteners)



Conversion Brackets:

IS01-3in Conversion Bracket (holes ≤9in dia.) included in this kit
 or
IS15-3in Conversion Bracket (holes >9in dia.)



UPC:	692193788058	Type
Project:		
Comments:		Date
Prepared by:		